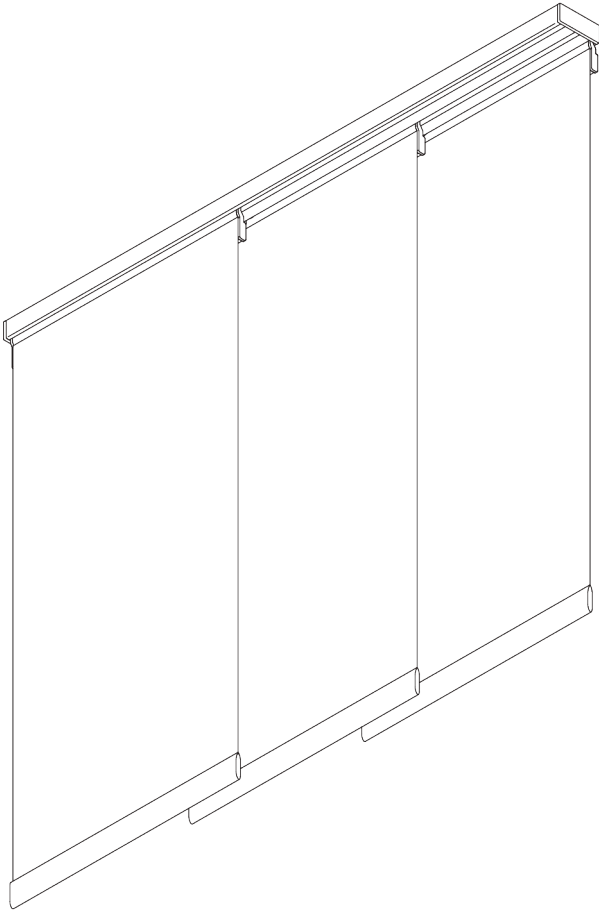
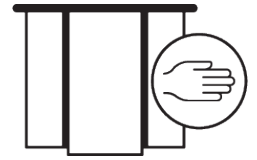


# SG 2700

---



## PRODUCT INFORMATION

- **Operation:** hand
- **Range:** S - L
- **Fitting:** ceiling, wall, recess
- **Colours:** white RAL 9016 or anodised aluminum, special colours possible
- **Fabrics:** refer to Silent Gliss fabric collection

### **Features:**

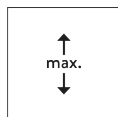
- 2-component (2C) roller technology
- Silent and smooth running
- Aluminium carriers
- Free floating or connectable panels

# SYSTEM SPECIFICATIONS

## A. SYSTEM DIMENSIONS



Panels free floating:  
unlimited  
Panels connected: 6 m



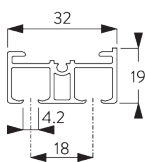
4 m



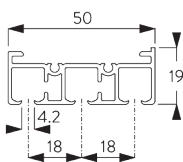
Max. 2 kg per m

## B. PROFILE

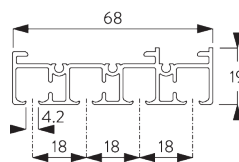
### Profile information



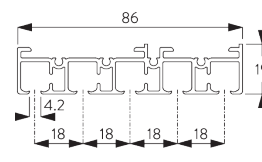
**SG 10122**  
Profile 2-channel



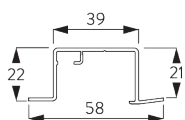
**SG 10123**  
Profile 3-channel



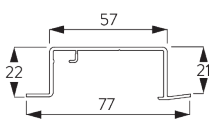
**SG 10124**  
Profile 4-channel



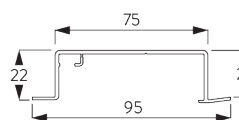
**SG 10125**  
Profile 5-channel



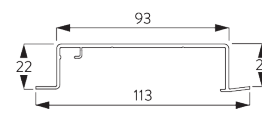
**SG 10172**  
Recess profile 2-channel



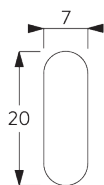
**SG 10173**  
Recess profile 3-channel



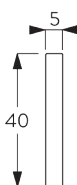
**SG 10174**  
Recess profile 4-channel



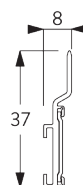
**SG 10175**  
Recess profile 5-channel



**SG 2004**  
Bottom bar 20x7 mm

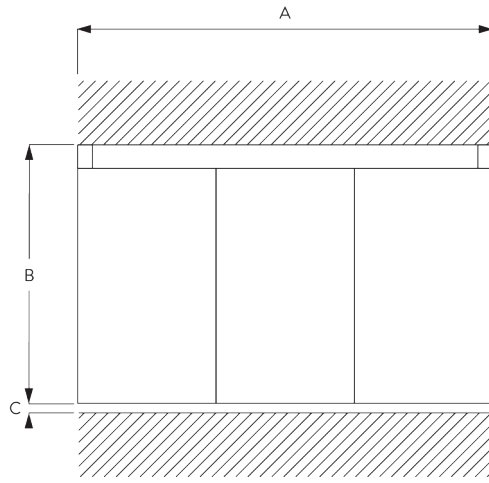


**SG 2005**  
Bottom bar 40x5 mm



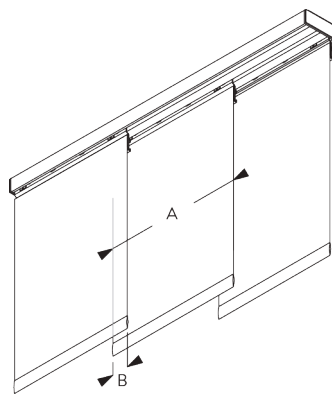
**SG 10230**  
Carrier alu

**C. HOW TO  
MEASURE**



A: System width  
B: System height  
C: Distance between floor and fabric

**Dimensions of Panels**



**Free floating:**

A: Recommended panel width: 500 - 1200

**Connected:**

A: Recommended panel width: 500 - 1200

B: Overlap: min. 50

## D. SPECIFICATION

### TEXT

#### EN

Silent Gliss SG 2700 Panel Glide System. Supplied made to measure and complete comprising profiles SG 10122 / SG 10123 / SG 10124 / SG 10125 as necessary with carriers SG 10230 with associated components and bottom weight SG 2004. Fabric panels stack right hand single / left hand single / pair / centre. Operated cord / hand / electrically (incorporating electric curtain track system SG 5600). Ceiling fixed using clamps SG 3003 / SG 3004 or brackets SG 10136 / SG 10137. Wall fix with SG Smart Fix brackets. Max. 800 mm centres. Compliant to Child Safety legislation EN 13120 when used in conjunction with Cord Retainer 10400. Fabric to be chosen from Silent Gliss fabric collection, Price Group 1 / 2 / 3 / 4.

#### SV

Silent Gliss SG 2700 skärmgardinsystem. Levereras komplett i specificerat mått innefattande profil 10122 / SG 10123 / SG 10124 / SG 10125 med vagnar SG 10230 med tillhörande komponenter samt tyngdprofil SG 2004. Textilpaneler med sidöppning höger / vänster / mittöppning / centrerad. Manövreras för hand / med lina eller med motor/ (innefattar motordrift med system SG 5600). Takmontering med beslag SG 3003 / SG 3004 eller konsoler SG 10136 / SG 10137 Vägmontering med SG Smart Fix vinklar. Max.800 mm. Uppfyller barnsäkerhetsnorm EN 13120 vid användning av lindrag linhållare SG10400. Textil från Silent Gliss textilprogram i prisgrupp 1-4.

#### NO

Silent Gliss SG2700 Panelsystem. Leveres komplett måltilpasset. Består av profil SG 10122 / SG 10123 / SG 10124 / SG 10125 med vogner SG 10230 inkl. tilhørende komponenter samt tyngdeprofil SG2004. Tekstilpaneler med sideåpning høyre/venstre/ midtåpning/sentrert. Betjenes med snor, manuelt eller med motor (består av motordrift med SG5600). Takmontering med beslag SG3003/SG3004 eller konsoller SG 10136 / SG 10137. Veggmontering med SG Smart Fix vinkler. Max 800 mm. Oppfyller krave til barnesikkerhetsnormen EN 13120, ved betjening med snor/snorfeste SG 10400. Tekstil fra Silent Gliss tekstilkolleksjon i prisgruppe 1-4.

#### DA

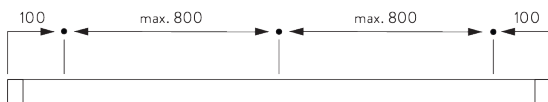
Silent Gliss SG 2700 panelsystem. Leveres i ønsket længde og komplet, bestående af profilerne SG 10122 / SG 10123 / SG 10124 / SG 10125 efter behov med vogne SG 10230 med tilhørende komponenter og tyngdeprofil SG 2004. Tekstilpaneler med sideåbning højre side enkelt / venstre side enkelt / par / centreret. Styres med snor / hånd / elektrisk (omfatter elektrisk drift med skinnesystemet SG 5600). Fastgøres i loftet med klemmerne SG 3003 / SG 3004 eller beslagene SG 10136 / SG 10137. Vægmonteres med SG Smart Fix beslag med en afstand på 800 mm. Overholder lovgivning om børnesikkerhed efter EN 13120., når det bruges i sammenhæng med snorholder 10400. Stoffet vælges fra Silent Gliss stofprogrammet, prisgruppe 1 / 2 / 3 / 4.

# FITTING

## A. FITTING INFORMATION

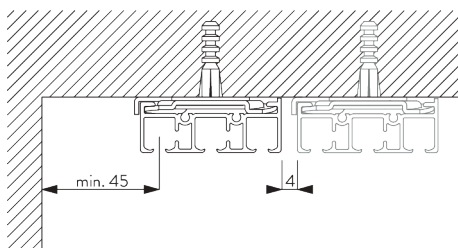
### Fixing points

For detailed fitting information, visit the Silent Gliss website.

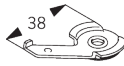
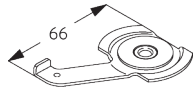


## B. CEILING FITTING

### Clamp SG 3003 / SG 3004



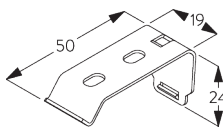
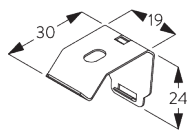
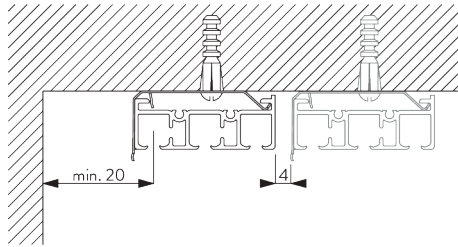
Clamp	SG 10122	SG 10123	SG 10124	SG 10125
SG 3004	X			
SG 3003		X	X	X



**SG 3003**  
Clamp

**SG 3004**  
Clamp

**Bracket SG 10136 / SG 10137**



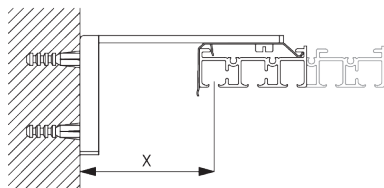
**SG 10136**  
Bracket

**SG 10137**  
Bracket

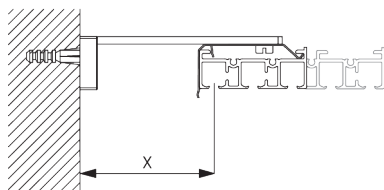
Bracket	SG 10122	SG 10123	SG 10124
SG 10136	X		
SG 10137		X	X

**C. WALL FITTING**

**Smart Fix**

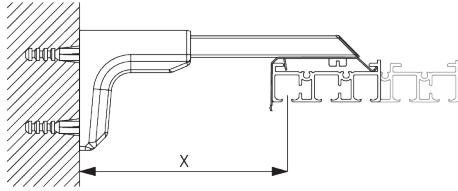


**Smart Fix SG 11200 - SG 11204:**  
Bracket SG 10136 for 2 channel profile.  
Bracket SG 10137 for more than 2 channel profiles.  
Screw SG 10395 (M4x6) needed.



**Square Smart Fix SG 11210 - SG 11214:**  
Bracket SG 10136 for 2 channel profile.  
Bracket SG 10137 for more than 2 channel profiles.  
Screw SG 10395 (M4x6) needed.

Smart Fix	X mm (SG 10122)	X mm (SG 10123)	X mm (SG 10124)	X mm (SG 10125)
SG 11200 / SG 11210	43	24	24	24
SG 11201 / SG 11211	63	44	44	44
SG 11202 / SG 11212	83	64	64	64
SG 11203 / SG 11213	103	84	84	84
SG 11204 / SG 11214	133	114	114	114
SG 11154	93-121	74-102	74-102	74-102
SG 11155	123-151	104-132	104-132	104-132
SG 11156	172-201	154-182	154-182	154-182

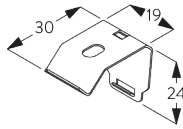


**Universal Smart Fix SG 11154 - SG 11156:**

Bracket SG 10136 for 2 channel profile.

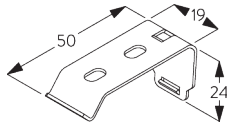
Bracket SG 10137 for more than 2 channel profiles.

Screw SG 10492 (M4x8) needed.



**SG 10136**

Bracket



**SG 10137**

Bracket



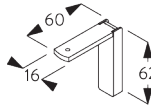
**SG 10395**

Pan head screw M4x6



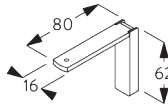
**SG 10492**

Pan head screw M4x8



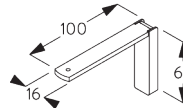
**SG 11200**

Smart Fix 60 mm



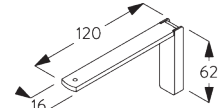
**SG 11201**

Smart Fix 80 mm



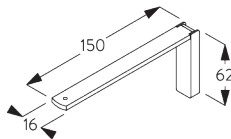
**SG 11202**

Smart Fix 100 mm



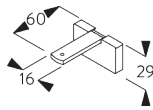
**SG 11203**

Smart Fix 120 mm



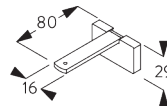
**SG 11204**

Smart Fix 150 mm



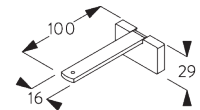
**SG 11210**

Square Smart Fix 60 mm



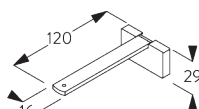
**SG 11211**

Square Smart Fix 80 mm



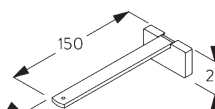
**SG 11212**

Square Smart Fix 100 mm



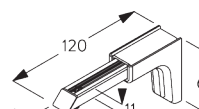
**SG 11213**

Square Smart Fix 120 mm



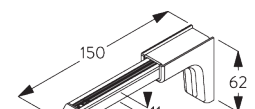
**SG 11214**

Square Smart Fix 150 mm



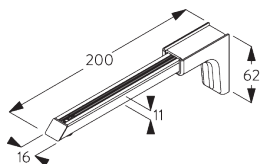
**SG 11154**

Universal Smart Fix 120 mm



**SG 11155**

Universal Smart Fix 150 mm

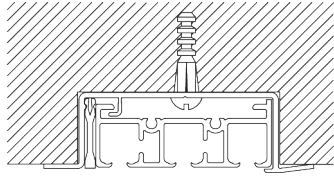


**SG 11156**

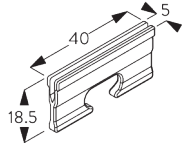
Universal Smart Fix 200 mm

## D. RECESS FITTING

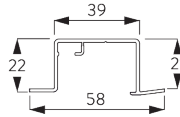
Recess profiles  
SG 10172 - SG 10175



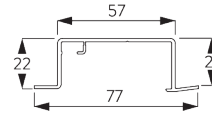
One wedge SG 10157 per fixing point.  
For detailed recess fitting, visit the Silent Gliss website.



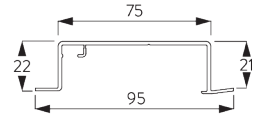
**SG 10157**  
Wedge



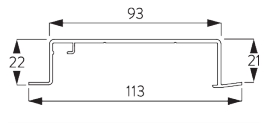
**SG 10172**  
Recess profile 2-channel



**SG 10173**  
Recess profile 3-channel



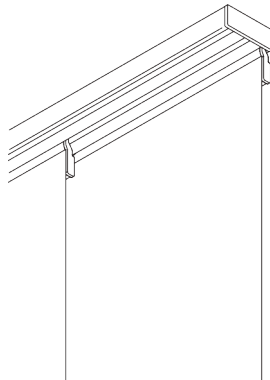
**SG 10174**  
Recess profile 4-channel



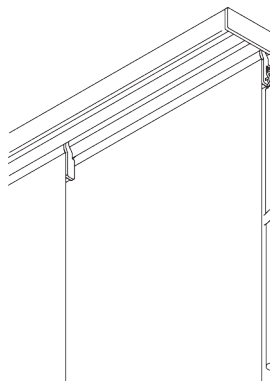
**SG 10175**  
Recess profile 5-channel

# SYSTEM OPTIONS

## A. OPERATION



Free floating (unconnected panels)



Connected panels (draw rod optional)

**B. PANEL STACKING**  
**(CONNECTED)**



*Single stack*  
*Note: dot = fixed panel*




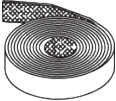


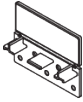





*Pair stack*  
*Note: dot = fixed panel*

*Other variations are possible.*


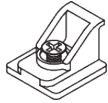

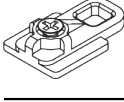

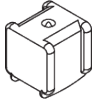
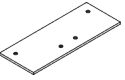
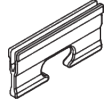
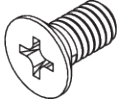
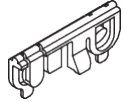

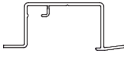




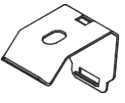

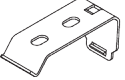
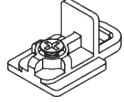
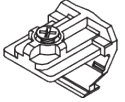

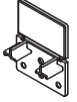
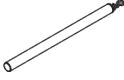
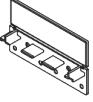

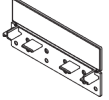
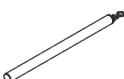


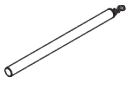
# PARTS

## A. STANDARD PARTS

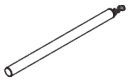
	<b>SG 2004</b> Bottom bar 20x7 mm
	<b>SG 2539</b> Tape
	<b>SG 3003</b> Clamp
	<b>SG 10123</b> Profile 3-channel
	<b>SG 10143</b> Cover
	<b>SG 10159</b> Countersunk head screw 3.5x13
	<b>SG 10200</b> 2C roller
	<b>SG 10230</b> Carrier alu
	<b>SG 10252</b> End cover left
	<b>SG 10253</b> End cover right

## B. OPTIONAL PARTS


	<b>SG 2005</b> Bottom bar 40x5 mm		<b>SG 10146</b> Angle
	<b>SG 3004</b> Clamp		<b>SG 10148</b> Eyelet for draw rod
	<b>SG 3008</b> Connection bridge		<b>SG 10156</b> End stop
	<b>SG 6024</b> Connection bridge		<b>SG 10157</b> Wedge
	<b>SG 10074</b> Countersunk head screw M4x8		<b>SG 10158</b> Click glider
	<b>SG 10122</b> Profile 2-channel		<b>SG 10172</b> Recess profile 2-channel
	<b>SG 10124</b> Profile 4-channel		<b>SG 10173</b> Recess profile 3-channel
	<b>SG 10125</b> Profile 5-channel		<b>SG 10174</b> Recess profile 4-channel
	<b>SG 10136</b> Bracket		<b>SG 10175</b> Recess profile 5-channel
	<b>SG 10137</b> Bracket		<b>SG 10340</b> Eyelet for draw rod
	<b>SG 10140</b> Angle		<b>SG 10395</b> Pan head screw M4x6
	<b>SG 10142</b> End cover		<b>SG 10430</b> Draw rod 50 cm
	<b>SG 10144</b> End cover		<b>SG 10431</b> Draw rod 75 cm
	<b>SG 10145</b> End cover		<b>SG 10432</b> Draw rod 100 cm

**SG 10433**

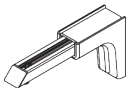
Draw rod 125 cm

**SG 10434**

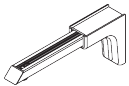
Draw rod 150 cm

**SG 10492**

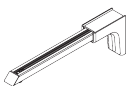
Pan head screw M4x8

**SG 11154**

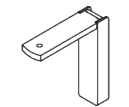
Universal Smart Fix 120 mm

**SG 11155**

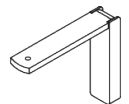
Universal Smart Fix 150 mm

**SG 11156**

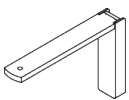
Universal Smart Fix 200 mm

**SG 11200**

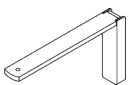
Smart Fix 60 mm

**SG 11201**

Smart Fix 80 mm

**SG 11202**

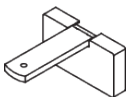
Smart Fix 100 mm

**SG 11203**

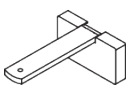
Smart Fix 120 mm

**SG 11204**

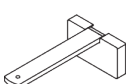
Smart Fix 150 mm

**SG 11210**

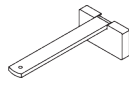
Square Smart Fix 60 mm

**SG 11211**

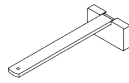
Square Smart Fix 80 mm

**SG 11212**

Square Smart Fix 100 mm

**SG 11213**

Square Smart Fix 120 mm

**SG 11214**

Square Smart Fix 150 mm



