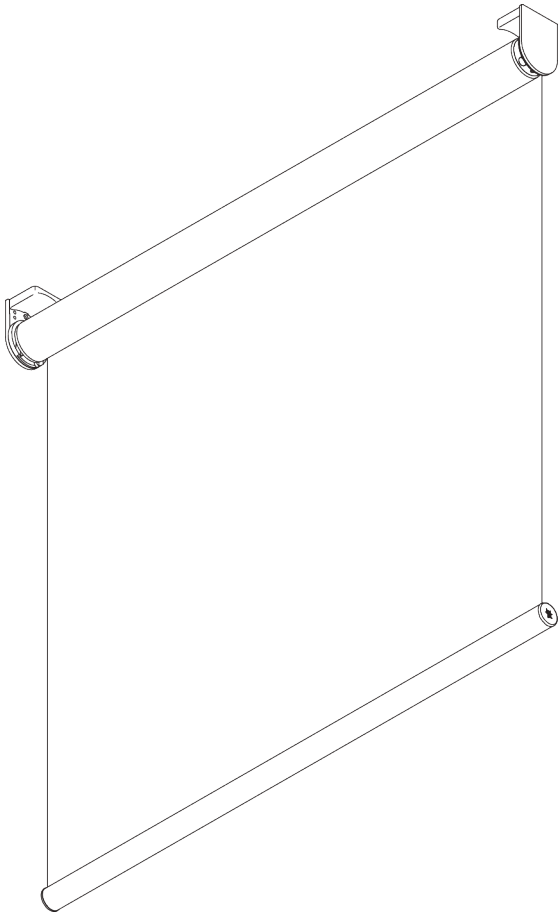


SG 4960



PRODUCT INFORMATION

- **Operation:** motorised
- **Range:** S - M
- **Fitting:** ceiling, wall, recess
- **Colours:** white RAL 9016, grey RAL 7035, black RAL 9005; special colours possible
- **Fabrics:** refer to Silent Gliss fabric collection

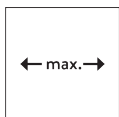
Features:

- Quiet and fast motors, soft stop
- Various control options
- Two connected systems
- Click-in brackets
- Fascia, box, installation profile

04/2024/V3

SYSTEM SPECIFICATIONS

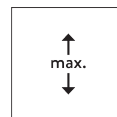
A. SYSTEM DIMENSIONS



Single system: 2.4 m
Double system: 4.8 m



61 cm*
*see motor specification table



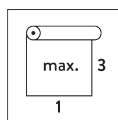
4 m



Single system: 9.6 m²
Double system: 19.2 m²



5.5 kg



Recommended width /
height ratio
max. 1:3

Maximum system drop

Wall fitting (system drop on window side)

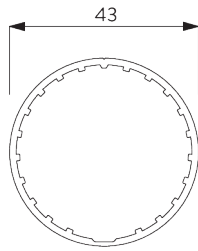
Fabric thickness	mm	0.15	0.20	0.25	0.30	0.35	0.40	0.45	0.50	0.55	0.60	0.65	0.70	0.75	0.80
Max. system drop	cm	400	400	400	400	400	400	390	350	320	290	270	250	230	220

Ceiling fitting / wall fitting (system drop on room side)

Fabric thickness	mm	0.15	0.20	0.25	0.30	0.35	0.40	0.45	0.50	0.55	0.60	0.65	0.70	0.75	0.80
Max. system drop	cm	400	400	400	400	400	400	400	400	400	380	350	330	300	280

B. PROFILE

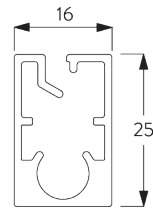
Profile information



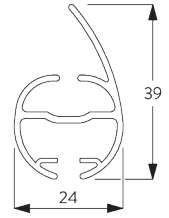
SG 10532
Tube ø 43 mm



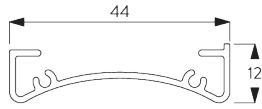
SG 10760
Bottom bar



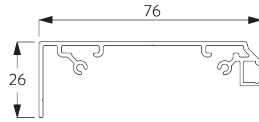
SG 10770
Bottom bar



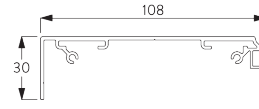
SG 4903
Bottom bar



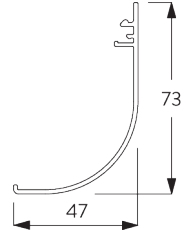
SG 10534
Installation profile



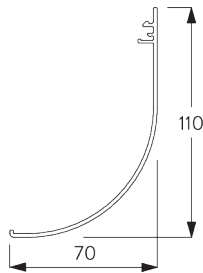
SG 11430
Installation profile fascia 73 mm



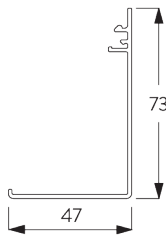
SG 11530
Installation profile fascia 110 mm



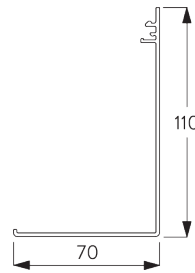
SG 11431
Fascia round 73 mm



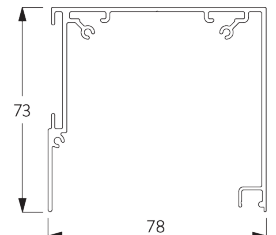
SG 11531
Fascia round 110 mm



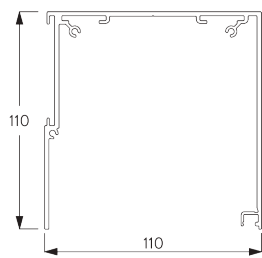
SG 11432
Fascia square 73 mm



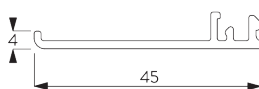
SG 11532
Fascia square 110 mm




SG 11433
Box case 73 mm



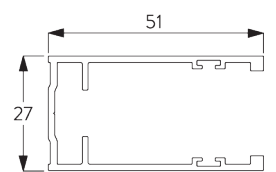
SG 11533
Box case 110 mm



SG 11434
Box cover 73 mm



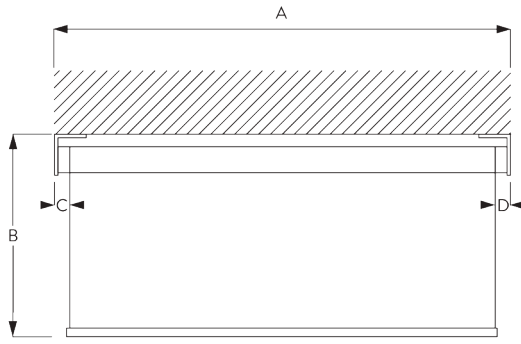
SG 11534
Box cover 110 mm



SG 11542
Side guide channel

**C. HOW TO
MEASURE**

incl. bracket covers

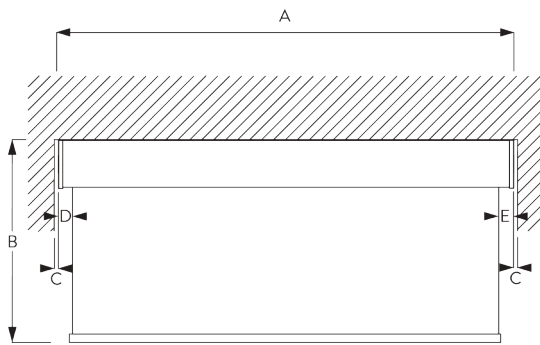


- A: System width
- B: System height
- C: Light gap: 13 mm
- D: Light gap operation side: 19 mm

Note:
Different light gaps see motor specifications.
All measurements include 2 mm for bracket cover per side!

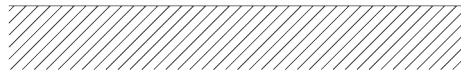


Fascia / Box

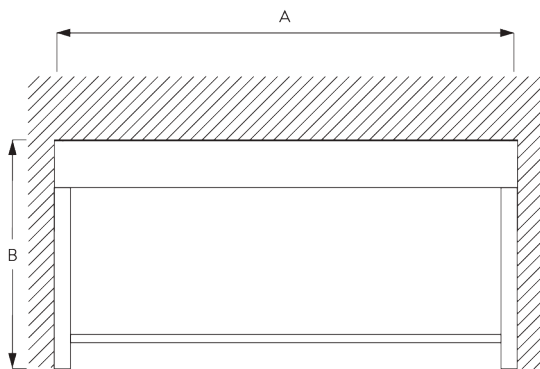


- A: System width
- B: System height
- C: Gap: min. 10 mm (when cover is used)*
- D: Light gap: 15 mm
- E: Light gap operation side: 21 mm

Note:
Different light gaps see motor specifications.
*Possible to make Fascia wider than system to reduce gap between wall and system.



Fascia / Box with Side Profiles SG 11542



- A: System width
- B: System height

D. SPECIFICATION

TEXT

EN

Silent Gliss SG 4960 Electrically Operated Roller Blind System. Roller blind system for applications up to 2.4 m wide. Supplied made to measure and complete comprising anodised aluminium barrel SG 10532, 41 mm. Fixed to wall / ceiling / inside recess with brackets SG 10542 / SG 10543 and bracket covers SG 10574 / SG 10575. Optional installation profile SG 10534 for easy installation with clamps SG 10539. Brackets and hardware in white / grey / black finish. Assembled with powder coated white, alu or black finish aluminium bottom weight bar SG 4221 / SG 10633 / SG 10634. Connected system possible. Optional side guide wires. Integral 230V motor SG 10320 / (SG 10321 with radio receiver) left / right side. Operation by mains switch (not supplied), by remote control or mains switching by third party control system. All wiring to be strictly in accordance with Silent Gliss wiring diagrams. Fabric to be chosen from the Silent Gliss fabric range, Price Group 1-4.

SV

Silent Gliss SG 4960 rullgardinsystem med motor. Rullgardinsystem för installationer upp till 2.4 m bredd. Levereras komplett i specificerat mått innefattande anodiserat rör SG 10532, 41 mm. Vägg/tak och nischmontering med fästen SG 10542 / SG 10543 och täckplattor SG 10574 / SG 10575 i vitt / alu eller svart. Alternativt med installationsprofil SG 10534 som monteras med fästen SG 10539. Sidewire som tillbehör. Dubbelsystem möjligt. Monterad pulverlackerad tyngdprofil i aluminium i finish vitt / alu / svart med SG 4221 / SG 10633 / SG 10634. Integrerad 230V motor SG 10320 / (SG 10321 radiomottagare) vänster / höger sida. Styrning via väggkontakt (ej inkluderad), via fjärrkontroll eller via externt styrsystem. All elinstallation skall följa Silent Gliss kopplingsschema. Textil från Silent Gliss textilprogram i prisgrupp 1-4.

NO

Silent Gliss SG 4960 Rullegardinsystem med motor. Rullegardinsystem for maks. bredde på 2,4 meter. Leveres komplett på spesialmåll med anodisert rør integrert, SG 10532, 41 mm. Tak-, vegg- og nishmontering med feste SG 10542 / SG 10543 samt dekkplate SG 10574 / SG 11175 i hvit, alu eller svart. Alternativt monteringsprofil SG 10534 som monteres med feste SG 10534. Sidewire som tilbehør. Dobbelsystem mulig. Montert tyngdeprofil i pulverlakkert aluminium i hvit / alu / svart med SG 4221 / SG 10633 / SG 10634. Integrert 230V motor SG 10320 / (SG 10321 radiomottaker) venstre eller høyre side. Styring med veggkontakt (ikke inkl.), via fjernkontroll eller eksternt styringsystem. Alle elektriske installasjoner skal gjøres i.h.t. Silent Gliss koblingskjema. Tekstil fra Silent Gliss kolleksjon i prisgruppe 1-4.

DA

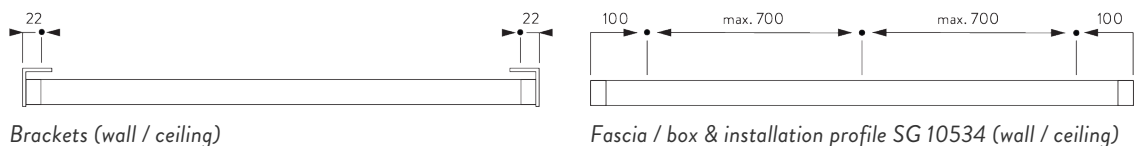
Silent Gliss SG 4960 elektrisk rullegardinsystem. Rullegardinsystemer til installationer med op til 2,4 m bredde. Leveres i ønsket længde og samlet. Består af anodiseret aluminiumrør SG 10532, 41 mm. Fastgøres i væggen / loftet / indfældes med beslagene SG 10542 / SG 10543 og beslagafdækningerne SG 10574 / SG 10575. Alternativt med installationsprofil SG 10534 for nem installation med klemmerne SG 10539. Beslag og armaturer i hvid / alu / sort finish. Samlet med pulverlakeret hvid, alu eller sort finish tyngdeprofil af aluminium SG 4221 / SG 10633 / SG 10634. Mulighed for tilsluttet system. Sidewirer som tilbehør. Integreret 230 V motor SG 10320 / (SG 10321 med radiomdtager) venstre / højre side. Styres med lysnetkontakt (medfølger ikke), med fjernbetjening eller lysnetkontakt fra tredjepart system. Al ledningsføring skal udelukkende vælges i henhold til Silent Gliss ledningsdiagrammer. Stoffet vælges fra Silent Gliss stofprogrammet, prisgruppe 1-4.

FITTING

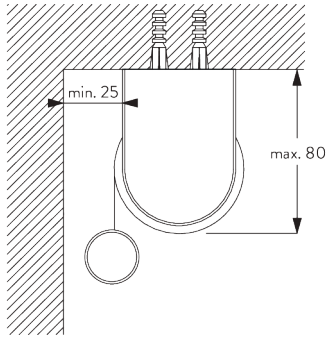
A. FITTING INFORMATION

Fixing points

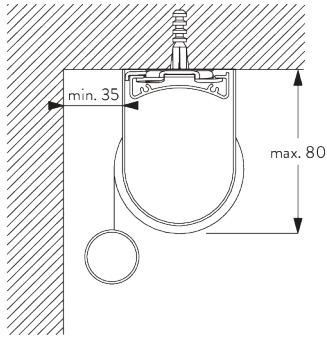
For detailed fitting information, visit the Silent Gliss website.



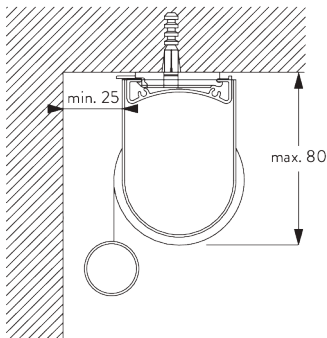
B. CEILING FITTING



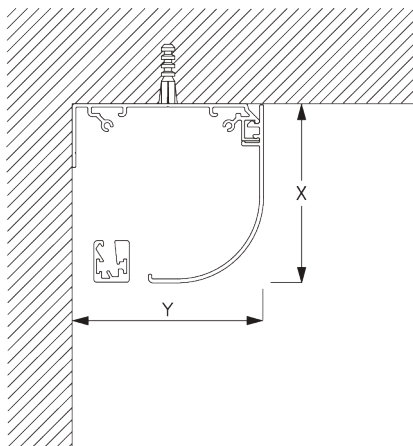
Brackets



Installation profile SG 10534 and clamps SG 3033 or SG 3044

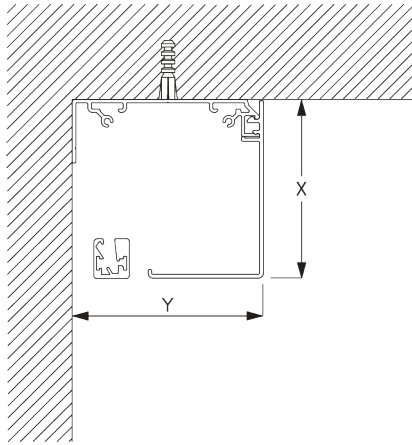


Installation profile SG 10534 and click bracket SG 10539
Not possible with two connected systems!



Fascia round

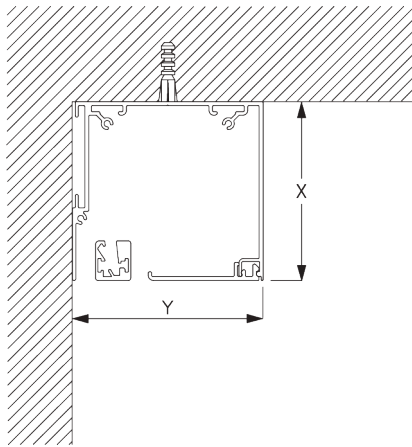
X = Fascia S 73 mm / Fascia L 110 mm
Y = Fascia S 78 mm / Fascia L 110 mm



Fascia square

X = Fascia S 73 mm / Fascia L 110 mm

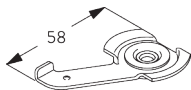
Y = Fascia S 78 mm / Fascia L 110 mm



Box

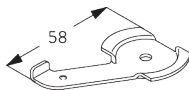
X = Box S 73 mm / Box L 110 mm

Y = Box S 78 mm / Box L 110 mm



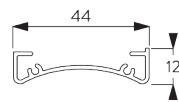
SG 3033

Clamp



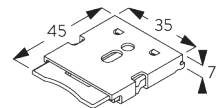
SG 3044

Clamp



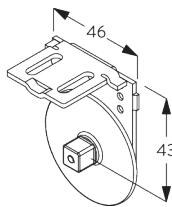
SG 10534

Installation profile



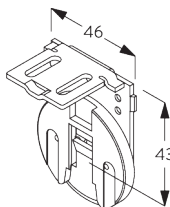
SG 10539

Bracket



SG 10542

Bracket



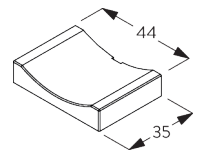
SG 10543

Bracket



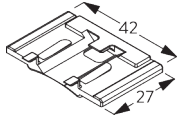
SG 10574

Bracket cover



SG 10575

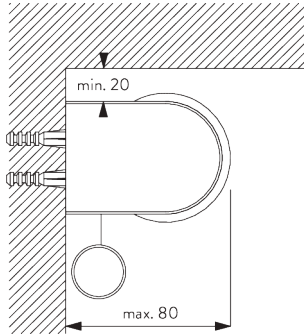
Bracket cover



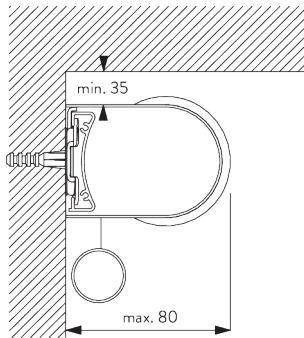
SG 10690

Spacer

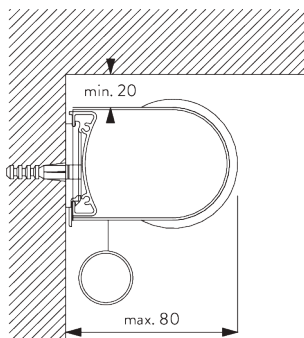
C. WALL FITTING



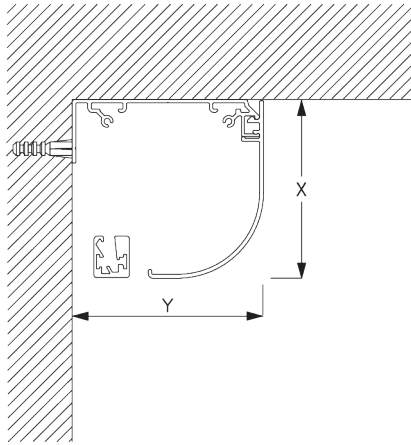
Brackets



Installation profile SG 10534 and clamps SG 3033 or SG 3044



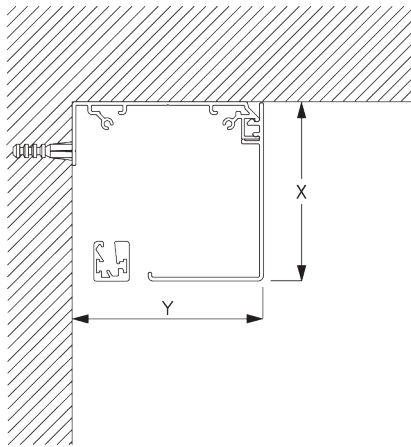
Installation profile SG 10534 and click bracket SG 10539
Not possible with two connected systems!



Fascia round

X = Fascia S 73 mm / Fascia L 110 mm

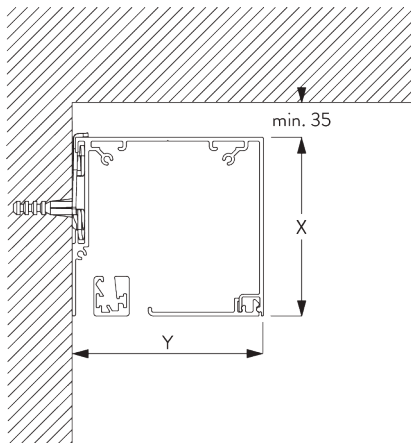
Y = Fascia S 78 mm / Fascia L 110 mm



Fascia square

X = Fascia S 73 mm / Fascia L 110 mm

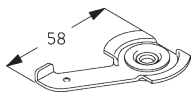
Y = Fascia S 78 mm / Fascia L 110 mm



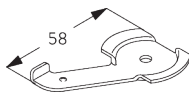
Box S and clamp SG 3044 / Box L and clamp SG 11180

X = Box S 73 mm / Box L 110 mm

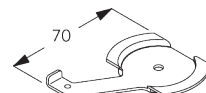
Y = Box S 78 mm / Box L 110 mm



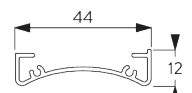
SG 3033
Clamp



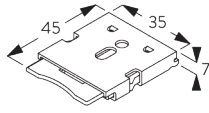
SG 3044
Clamp



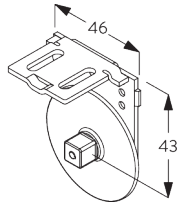
SG 11180
Clamp



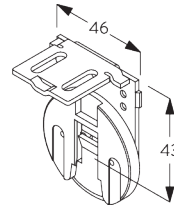
SG 10534
Installation profile



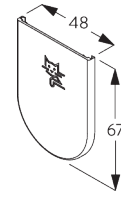
SG 10539
Bracket



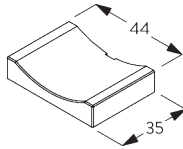
SG 10542
Bracket



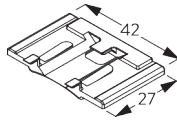
SG 10543
Bracket



SG 10574
Bracket cover

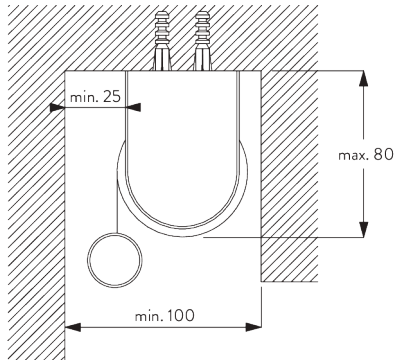


SG 10575
Bracket cover

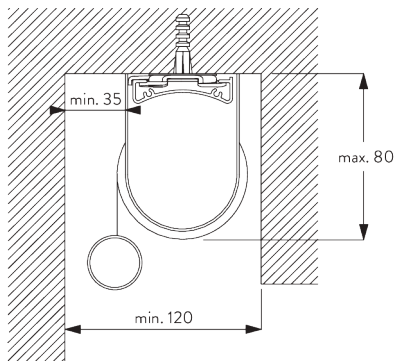


SG 10690
Spacer

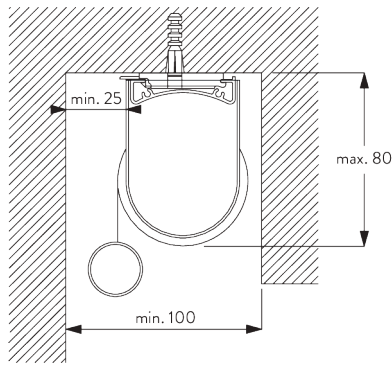
D. RECESS FITTING



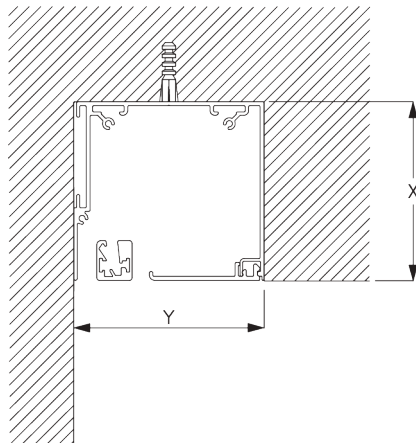
Brackets



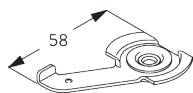
Installation profile SG 10534 and clamps SG 3033 or SG 3044



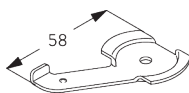
Installation profile SG 10534 and click bracket SG 10539
 Not possible with two connected systems!



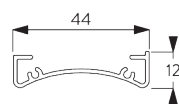
Box
 X = Box S 73 mm / Box L 110 mm
 Y = Box S min. 79 mm / Box L min. 111 mm



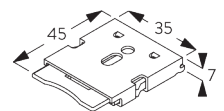
SG 3033
 Clamp



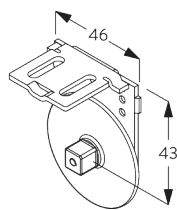
SG 3044
 Clamp



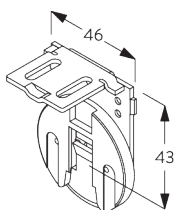
SG 10534
 Installation profile




SG 10539
 Bracket



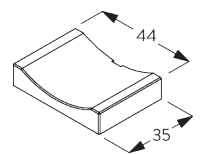
SG 10542
 Bracket



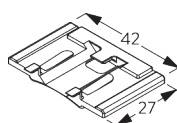
SG 10543
 Bracket



SG 10574
 Bracket cover

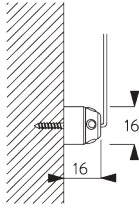
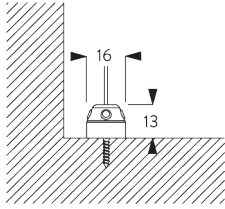


SG 10575
 Bracket cover

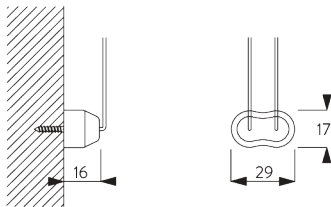
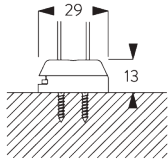


SG 10690
 Spacer

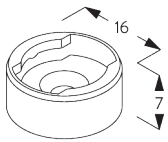
**E. FITTING WITH
SIDE GUIDE
OPTION**



Single system

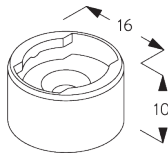


Double system (side-by-side installation)



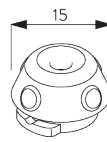
SG 8235

Side guide wire base short



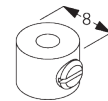
SG 8236

Side guide wire base long



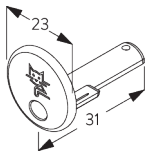
SG 8237

Side guide wire holder



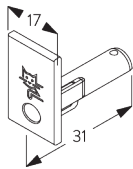
SG 8249

Side guide device



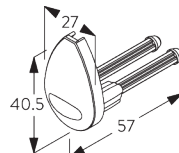
SG 10762

Side guide end cover



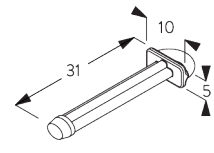
SG 10772

Side guide end cover



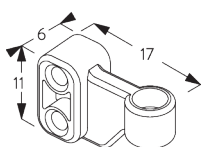
SG 4944

Side guide end cover



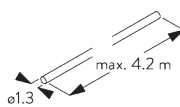
SG 10641

Side guide eyelet



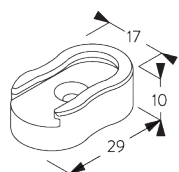
SG 10642

Side guide wire holder



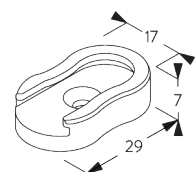
SG 10643

Side guide wire \varnothing 1.3 mm x 4.2 m



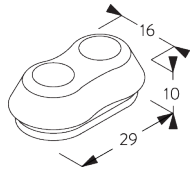
SG 10669

Side guide double base long

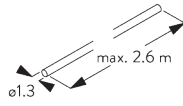


SG 10673

Side guide double base short



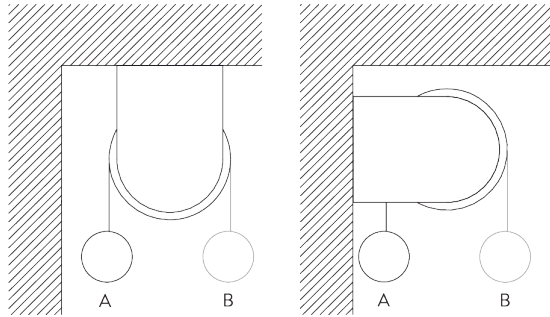
SG 10701
Side guide double wire holder



SG 10706
Side guide wire \varnothing 1.3 mm x 2.6 m

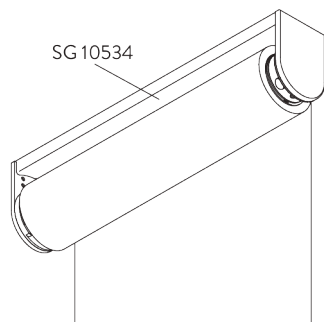
SYSTEM OPTIONS

A. FABRIC ROLL-OFF

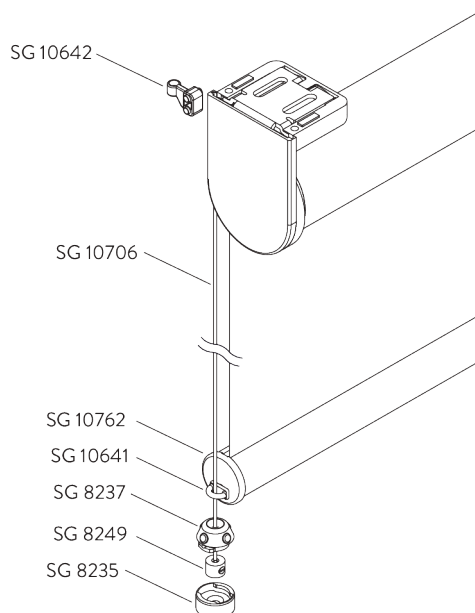


A: Fabric roll-off window side (standard)
B: Fabric roll-off room side (option)

B. INSTALLATION PROFILE



C. SIDE GUIDES



Additional parts:

- 2x SG 8235 Side guide wire base short
- 2x SG 8237 Side guide wire holder
- 2x SG 8249 Side guide device
- 2x SG 10762 Side guide end cover round
- 2x SG 10641 Side guide eyelet
- 2x SG 10642 Side guide wire holder
- 2x SG 10706 Side guide wire \varnothing 1.3 mm x 2.6 m

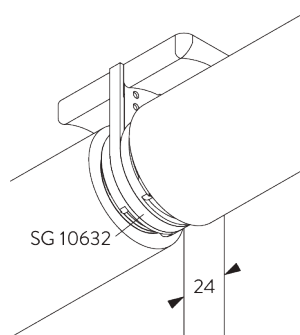
Optional parts:

- 2x SG 8236 Side guide wire base long
- 2x SG 10772 Side guide end cover square
- 2x SG 10643 Side guide wire \varnothing 1.3 mm x 4.2 m
- 1x SG 10669 Side guide double base long
- 1x SG 10673 Side guide double base short
- 1x SG 10701 Side guide double wire holder

Note:

- Light gaps increase when side-guide option is used
- Up to 15° from vertical

D. TWO CONNECTED SYSTEMS



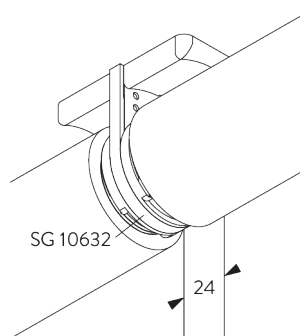
Additional parts:

- 1x SG 10558 Connection tube adapter
- 2x SG 10626 Connection bracket
- 2x SG 10627 Connection flange
- 1x SG 10628 Connection tube adapter
- 1x SG 10632 Connection bracket cover

Note:

- Not possible with 24 V motor SG 10692!

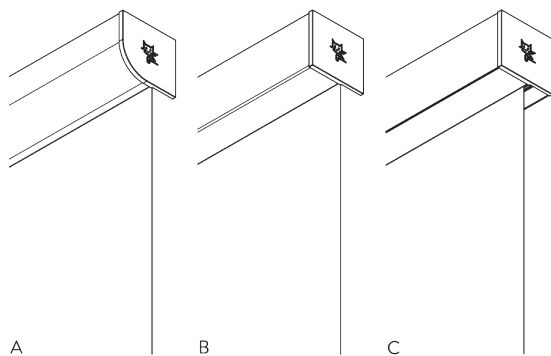
E. TWO SINGLE SYSTEMS SIDE-BY-SIDE



Additional parts:

- 1x SG 10632 Connection bracket cover

F. FASCIA / BOX



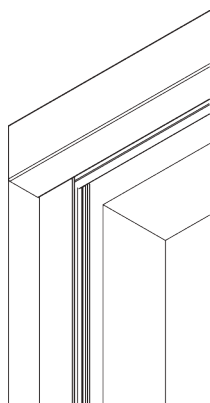
A: Fascia round
B: Fascia square
C: Box

Size

- S: 78 x 73 mm
- L: 110 x 110 mm

Note:

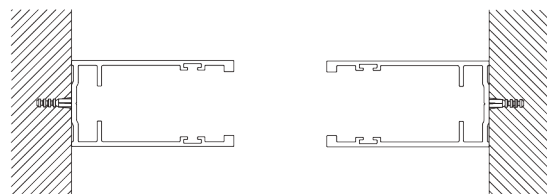
- Only applicable with bottom bar SG 11442
- Not possible with connected systems
- Two systems with one Fascia possible upon request



Optional side guide channels SG 11542 to be used with Fascia or Box.

Note:

- Only applicable with inside fitting
- Box: only recess fitting



MOTORS & CONTROLS

A. MOTOR FEATURES

	50-Series	20-Series	20-Series	10-Series K	5-Series	24 V DC
Motors	SG 11250	SG 10321	SG 10320	SG 10514	SG 10715	SG 10692

Motor Features

Soft stop	•	•	•			
Electronic end-stop	•	•	•			•
Electronic revolution counter (unlimited revolution)	•	•	•			•
Mechanical end-stop				•	•	
Mechanical revolution counter (limited revolution)				•	•	
Two intermediate positions possible		•				
Bottom bar alignment	•					
Noiseless stop		•	•	•		•
Parallel wiring possible without additional relays		•	•			
Disconnectable motor cable	•	•	•			
IP class	IP 30	IP 44	IP 44	IP 44	IP 44	IP 30

Control Features

Mains power control		•	•	•	•	
Dry contact control						•
SG Control L (built-in receiver)		•				
Smart by Silent Gliss	•					
Suitable for most major home automation systems (with suitable interface)		•	•	•	•	•

B. MOTOR SPECIFICATIONS

Motors	Light gaps* C / D = driving side	Min. system width	Voltage	Current	Frequency	Speed	Frequency receiver
50-Series (Smart by Silent Gliss)							
SG 11250	C: 9 mm / D: 26 mm	61 cm	24 V DC	1.8 A	-	55 rpm	-
20-Series							
SG 10320 (standard)	C: 13 mm / D: 19 mm	61 cm	230 V AC	0.55 A	50 Hz	70 rpm	-
SG 10321	C: 13 mm / D: 19 mm	61 cm	230 V AC	0.55 A	50 Hz	70 rpm	868/915 MHz
10-Series K							
SG 10514	C: 9 mm / D: 25 mm	50 cm	230 V AC	0.52 A	50 Hz	30 rpm	-
5-Series							
SG 10715	C: 9 mm / D: 25 mm	61 cm	230 V AC	0.485 A	50-60 Hz	28 rpm	-
24 V DC							
SG 10692	C: 13 mm / D: 19 mm	50 cm	24 V DC	0.7 A	-	25 rpm	-

*Light gaps Fascia or Box: C +2 mm / D +2 mm

C. OPERATING METHODS

See catalogue "controls" for details.

Wall Switch



System can be operated by fixed wall switch.

SG Control L



Various radio hand-held and wall transmitters available.



Silent Gliss Move App.

Smart by Silent Gliss



Open designed two-way communication system which allows to flawlessly integrate products with most major building management systems.

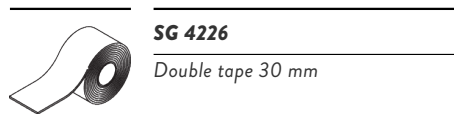
D. WIRING
DIAGRAMS



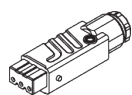
Refer to Silent Gliss website.

PARTS

A. STANDARD PARTS



SG 4226
Double tape 30 mm




SG 9917
Hirschmann portable socket-outlet STAK 3 N



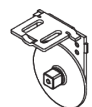
SG 10284
O-Ring



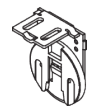
SG 10320
Tubular motor 230V AC, 20 Series S 1.5/70



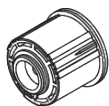
SG 10532
Tube ø 43 mm



SG 10542
Bracket



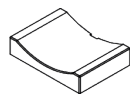
SG 10543
Bracket



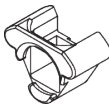
SG 10557
Tube adapter



SG 10574
Bracket cover



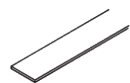
SG 10575
Bracket cover



SG 10620
Motor flange 10/20-Series



SG 10621
Tube adapter



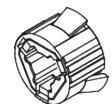
SG 10668
PVC strip 10 mm



SG 10760
Bottom bar



SG 10761
End cover



SG 11354
Motor drive 10/20-Series

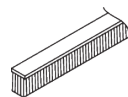
B. OPTIONAL PARTS



SG 3033
Clamp



SG 3044
Clamp



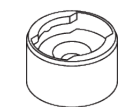
SG 4508
Brush 5x7 mm



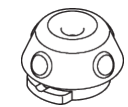
SG 4903
Bottom bar



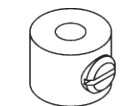
SG 8235
Side guide wire base short



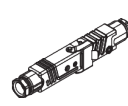
SG 8236
Side guide wire base long



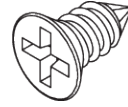
SG 8237
Side guide wire holder



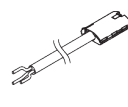
SG 8249
Side guide device



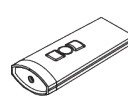
SG 9916
Hirschmann plug set



SG 10139
Countersunk screw 2.9x6.5



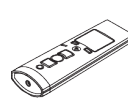
SG 10293
Cable 230V AC, 2/3/5/10 m




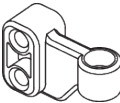

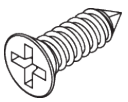

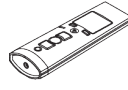


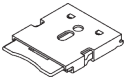



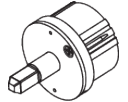

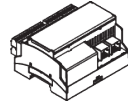


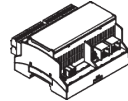
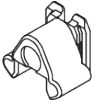
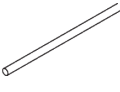
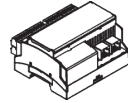
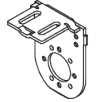
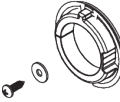
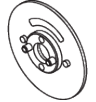

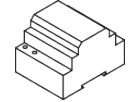
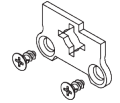
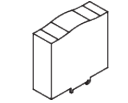


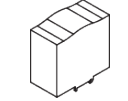
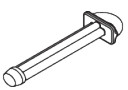
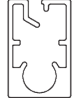

SG 10300
Radio hand held 1 channel


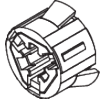
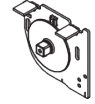
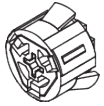
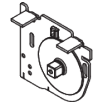
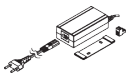
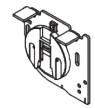
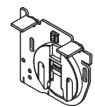
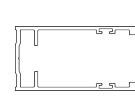
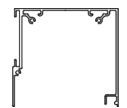
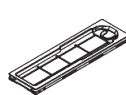
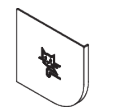
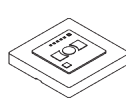
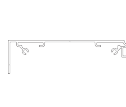
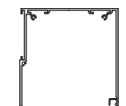


SG 10302
Radio hand held 5+1 channel



SG 10303
Radio hand held 10+2+1 channel

	SG 10321 Tubular motor 230V AC, 20 Series S 1.5/70, radio receiver		SG 10642 Side guide wire holder		SG 10771 End cover
	SG 10498 Countersunk screw 2.9x9.5		SG 10643 Side guide wire ø 1.3 mm x 4.2 m		SG 10772 Side guide end cover
	SG 10514 Tubular motor 230V AC, 10 Series S 3/30 K		SG 10651 Connection flange		SG 10804 Radio hand held 15+5+1 channel
	SG 10534 Installation profile		SG 10669 Side guide double base long		SG 11178 End cover
	SG 10539 Bracket		SG 10673 Side guide double base short		SG 11180 Clamp
	SG 10544 Bracket		SG 10690 Spacer		SG 11250 Smart motor 24V DC, 50-Series S 1.5/55
	SG 10558 Connection tube adapter		SG 10692 Motor 24 V DC, 2/38		SG 11260 Gateway Cedia
	SG 10622 Tube adapter, 24V DC motor		SG 10701 Side guide double wire holder		SG 11261 Gateway KNX
	SG 10625 Motor flange, 10/20-Series		SG 10706 Side guide wire ø 1.3 mm x 2.6 m		SG 11262 Expansion unit
	SG 10626 Connection bracket		SG 10708 Adapter set, 24 V DC		SG 11263 Power supply 24V DC, 2 Ampere DIN Rail
	SG 10627 Connection flange		SG 10715 Tubular motor 230V AC, 5 Series S 6/28		SG 11264 Power supply 24V DC, 3.8 Ampere DIN Rail
	SG 10628 Connection tube adapter		SG 10753 Motor plate		SG 11265 Power supply 24V DC, 5 Ampere DIN Rail
	SG 10632 Connection bracket cover		SG 10762 Side guide end cover		SG 11266 Power supply 24V DC, 10 Ampere DIN Rail
	SG 10641 Side guide eyelet		SG 10770 Bottom bar		SG 11322 PT Screw Countersunk KA35x10 WN 1413

**SG 11323***PT Screw Countersunk KA35x12***SG 11443***End cover***SG 11534***Box cover 110 mm***SG 11355***Motor drive 5-Series***SG 11446***Bracket left 73 mm***SG 11537***Bracket cover round left 110 mm***SG 11357***Motor drive 24 V DC***SG 11447***Bracket right 73 mm***SG 11538***Bracket cover round right 110 mm***SG 11426***Power supply 24V / 2A including cable with EU/CH plug***SG 11448***Bracket left 73 mm***SG 11539***Bracket cover square left 110 mm***SG 11430***Installation profile fascia 73 mm***SG 11449***Bracket right 73 mm***SG 11540***Bracket cover square right 110 mm***SG 11431***Fascia round 73 mm***SG 11450***Bracket left 73 mm***SG 11542***Side guide channel***SG 11432***Fascia square 73 mm***SG 11451***Bracket right 73 mm***SG 11546***Bracket left 110 mm***SG 11433***Box case 73 mm***SG 11460***Cover for Hirschmann plug***SG 11547***Bracket right 110 mm***SG 11434***Box cover 73 mm***SG 11480***Radio wall transmitter 1 channel***SG 11548***Bracket left 110 mm***SG 11437***Bracket cover round left 73 mm***SG 11490***Radio wall transmitter 5+1 channel***SG 11549***Bracket right 110 mm***SG 11438***Bracket cover round right 73 mm***SG 11530***Installation profile fascia 110 mm***SG 11550***Bracket left 110 mm***SG 11439***Bracket cover square left 73 mm***SG 11531***Fascia round 110 mm***SG 11551***Bracket right 110 mm***SG 11440***Bracket cover square right 73 mm***SG 11532***Fascia square 110 mm***SG 11442***Bottom bar***SG 11533***Box case 110 mm*